



Microelectrode Array Systems



Information in this document is subject to change without notice.

No part of this document may be reproduced or transmitted without the express written permission of Multi Channel Systems MCS GmbH.

While every precaution has been taken in the preparation of this document, the publisher and the author assume no responsibility for errors or omissions, or for damages resulting from the use of information contained in this document or from the use of programs and source code that may accompany it. In no event shall the publisher and the author be liable for any loss of profit or any other commercial damage caused or alleged to have been caused directly or indirectly by this document.

© 2003–2005 Multi Channel Systems MCS GmbH. All rights reserved.

Printed: 2005-02-25

Multi Channel Systems

MCS GmbH

Aspenhaustraße 21

72770 Reutlingen

Germany

Fon +49-71 21-90 92 5 - 0

Fax +49-71 21-90 92 5 -11

info@multichannelsystems.com

www.multichannelsystems.com

About MEA Systems

MCS provides complete solutions for stimulation, recording, data acquisition and analysis. The MEA product line is perfect for *in vitro* applications, that is, acute slices, cultured tissues, and cells on microelectrode arrays (MEAs).

This guide gives you an overview over the various products and possible combinations. The illustrations show how the devices are set up and connected. These setups are to be understood as suggestions; you can define your custom setup as well. This documentation also does not show all possible setups and complete systems. Please refer to the separate documentation to obtain more detailed information about single components, installation, or operating issues. Do not hesitate to contact MCS or your local retailer if you are interested in a particular setup or if you have other questions.

Data Acquisition and Analysis

The MEA60 System is a complete system for *in vitro* recording from microelectrode arrays (MEAs), MEA perfusion, and data acquisition from up to 64 channels. Raw data from up to 60 MEA electrodes is amplified by a MEA1060 amplifier, and then acquired by the MC_Card of the connected computer. Recorded data is graphed, analyzed, reviewed, and exported with powerful and easy-to-use MC_Rack.

The temperature controller TC01/02 regulates the MEA temperature. MEA60-SystemE is an alternative version of the system with an extended perfusion system, featuring a perfusion cannula PH01 with programmable fluid temperature and a two-channel temperature controller TC02.

The computer supplies power via the IPS10W for all devices of the setup, except the temperature controller and the stimulus generator. MCS standard cables C68x3M (3 meters), C68x1M (1 meter), or C68x0.5M (0.5 meter) are used for connecting the channels.

The MEA120 System has an MC_Card extension that allows recording from two MEAs with 120 electrodes in total. Combined with a MEAS4/2, you can even record from four MEAs simultaneously. Choose any of the up to 120 recording channels conveniently by mouse-click with the MEA_Switch software. Or use a MEAS2/1 to select up to 60 channels from two MEAs with a standard MEA60-2-System or MEA60-2-SystemE. Please note that the power for those systems that use an MEA Switch is provided by the external power supply PS20W, not the IPS10W.

All systems are available either for inverted microscopes or for upright microscopes, MEA60-Inv-System and MEA60-Up-System, respectively.

The optional signal divider SD-MEA allows to select any channel and view it with an external oscilloscope.

Stimulation and Triggering

The flexible MC_Stimulus software enables complex stimulus waveforms (both current and voltage). Waveforms designed in the program or imported from an external file are converted by a stimulus generator into pulses, which are sent to stimulating electrodes.

If you prefer the new MEA1060-BC amplifier, software controls allow you to select any electrode on an MEA for stimulation and recording. A blanking (TTL) signal switches off stimulating electrodes during stimulation and thus suppresses stimulus artifacts.

Stimulation and recording can be synchronized with a digital trigger signal (TTL) sent from the digital SyncOut output of the STG to the MC_Card via the 3 digital BNC inputs of the data acquisition computer.

For more advanced trigger setups, you can obtain the digital in/out extension (di/o) as an accessory. It provides the access to all 16 digital input and output bits via BNC.

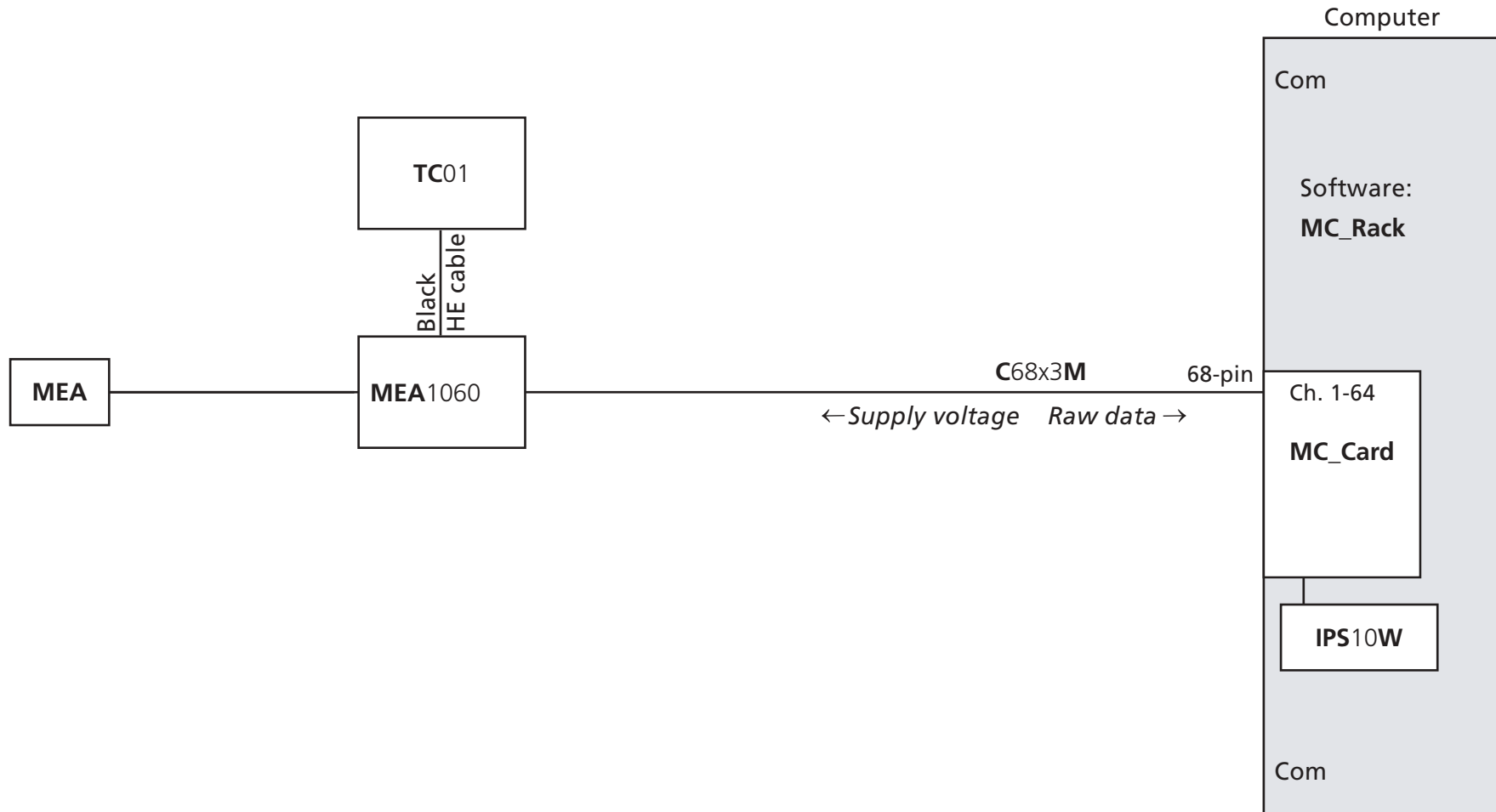
Setups in this Guide — Overview

	MEA <i>Microelectrode array</i>	TC01/02 <i>1- or 2-channel temperature controller</i>	PH01 <i>Perfusion cannula with programmable temperature</i>	MEA1060-Inv/Up <i>60-Channel Amplifier</i>	MEA1060-Inv/Up-BC <i>60-Channel Amplifier Stimulus artifact suppression</i>	MEASwitch <i>Switching channels of amplifier pairs</i>	Channel No. <i>Data acquisition Analog channels</i>	STG* <i>Stimulation</i>
MEA60-System	5 x	1 x TC01		1 x			64	
MEA60-SystemE	5 x	1 x TC02	1 x	1 x			64	
MEA60-2-System	5 x	1 x TC02		2 x		MEAS2/1	64	
MEA60-2-SystemE	5 x	2 x TC02	2 x	2 x		MEAS2/1	64	
MEA120-2-System	5 x	1 x TC02		2 x			128	
MEA120-2-SystemE	5 x	2 x TC02	2 x	2 x			128	
MEA120-4-System	5 x	2 x TC02			4 x	MEAS4/2	128	
MEA120-4-BC-System	5 x	2 x TC02			4 x	MEAS4/2	128	
MEA60-BC-System + STG	5 x	1 x TC01			1 x		64	x
MEA60-BC-SystemE + STG	5 x	1 x TC02	1 x		1 x		64	x

* = Not included in the MEA System, has to be ordered separately

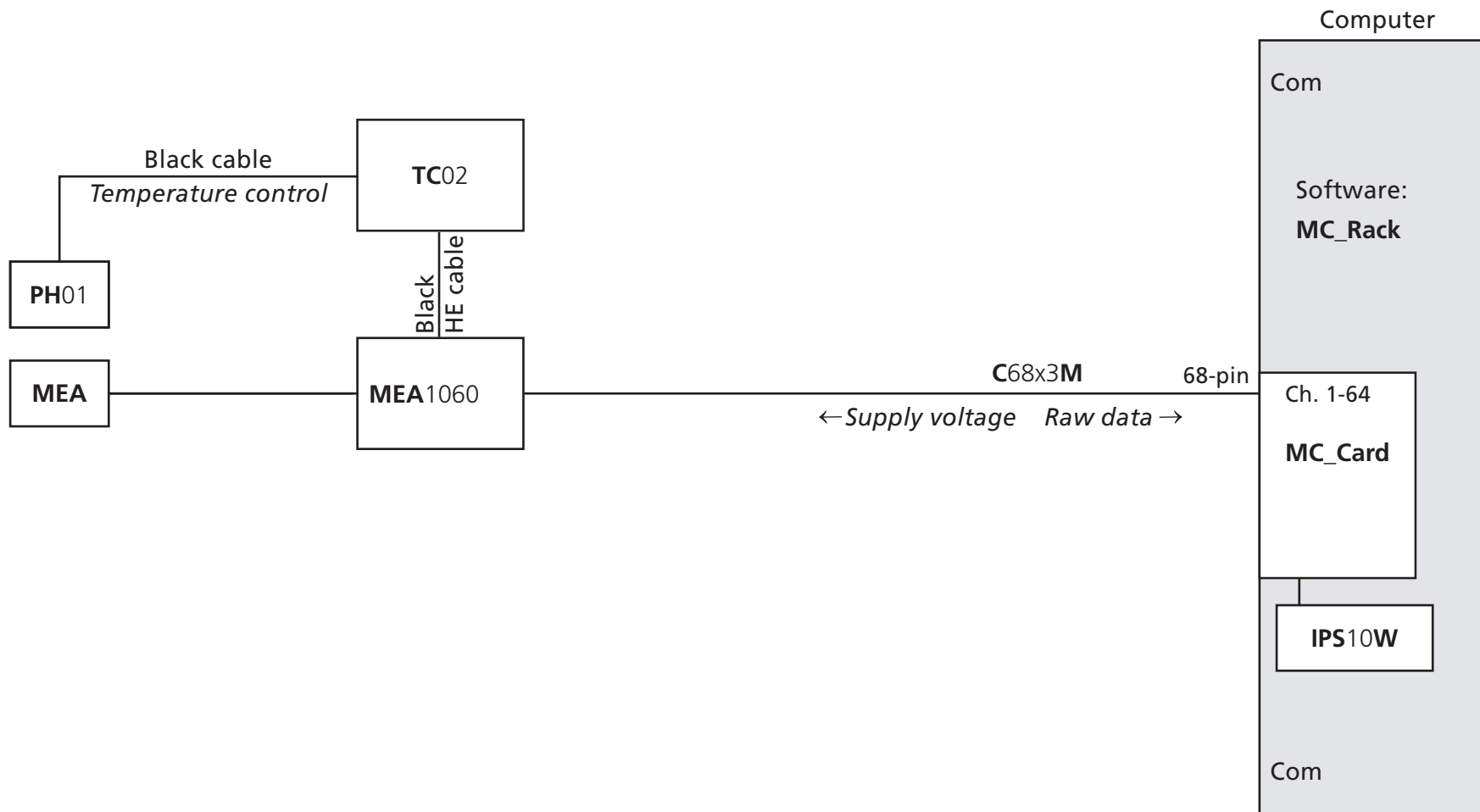
MEA60-System

64 Channel data acquisition system with **MEA1060** amplifier, and temperature controller **TC01**



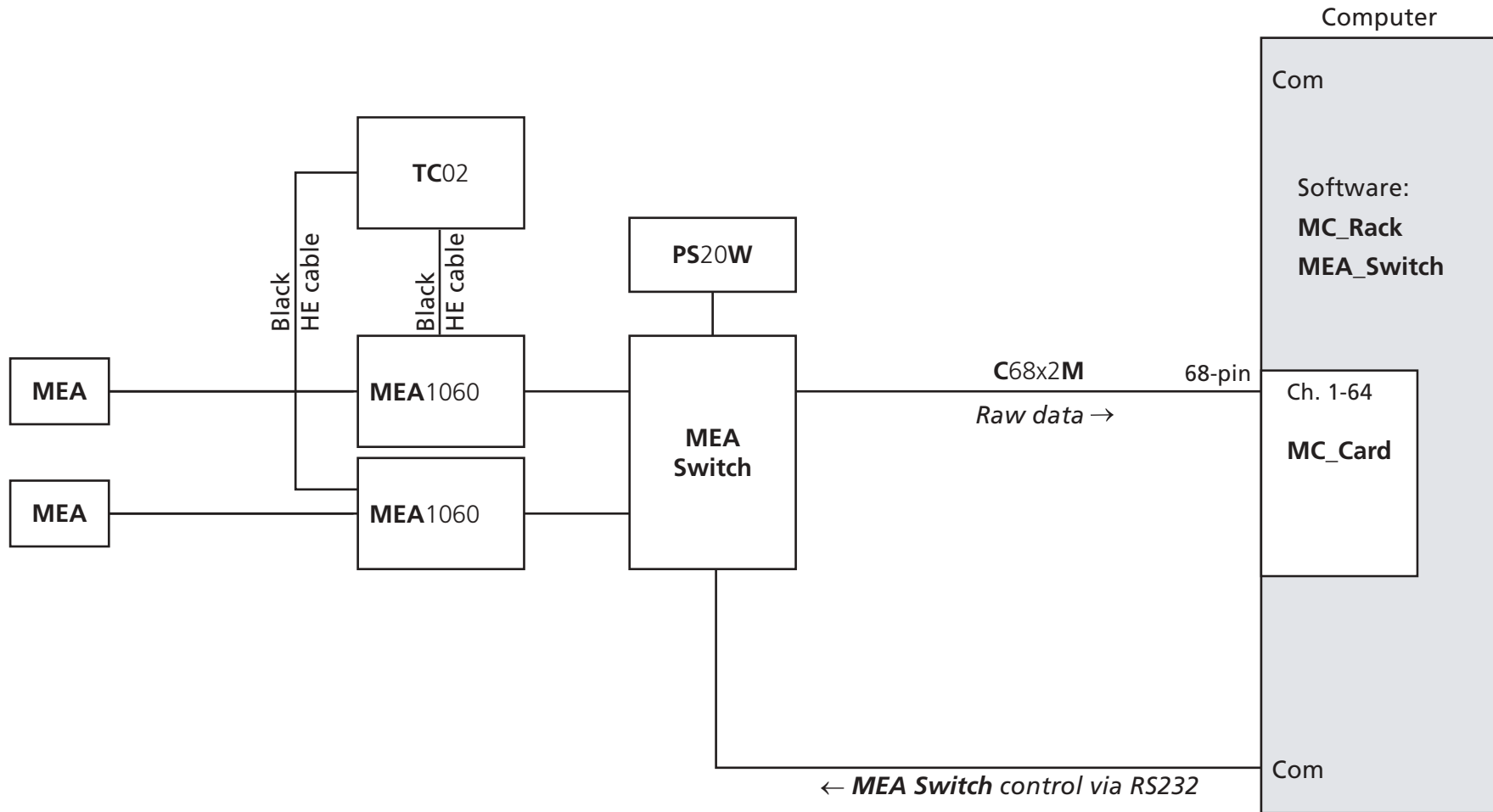
MEA60-SystemE

64 Channel data acquisition system with **MEA1060** amplifier, temperature controller **TC02**, and **PH01** perfusion cannula



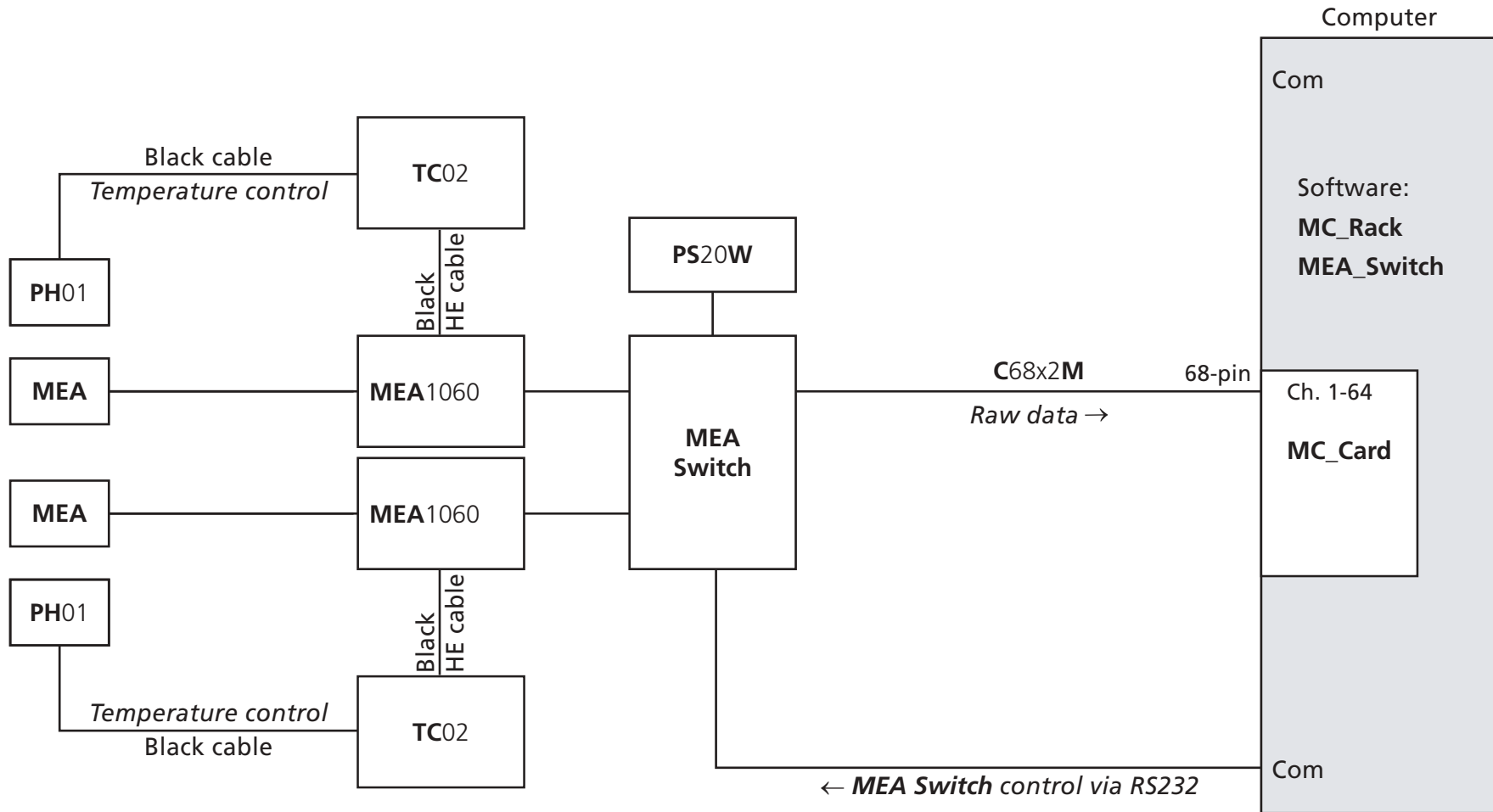
MEA60-2-System

64 Channel data acquisition system with 2 x **MEA1060** amplifier, temperature controller **TC02**, MEA Switch **MEAS2/1**, external power supply **PS20W**



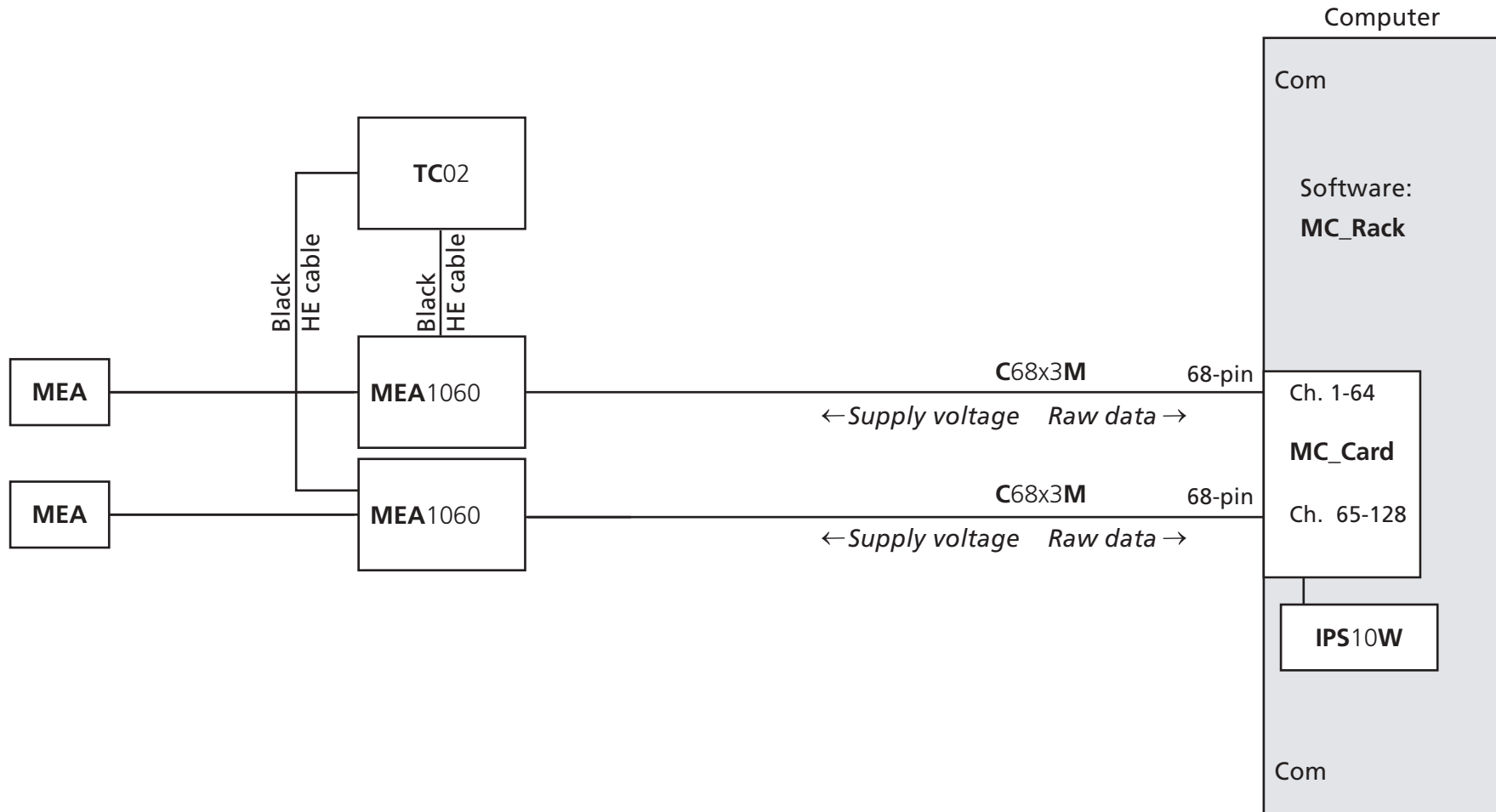
MEA60-2-SystemE

64 Channel data acquisition system with 2 x **MEA1060** amplifier, 2 x temperature controller **TC02**, 2 x **PH01** perfusion cannula, MEA Switch **MEAS2/1**, external power supply **PS20W**



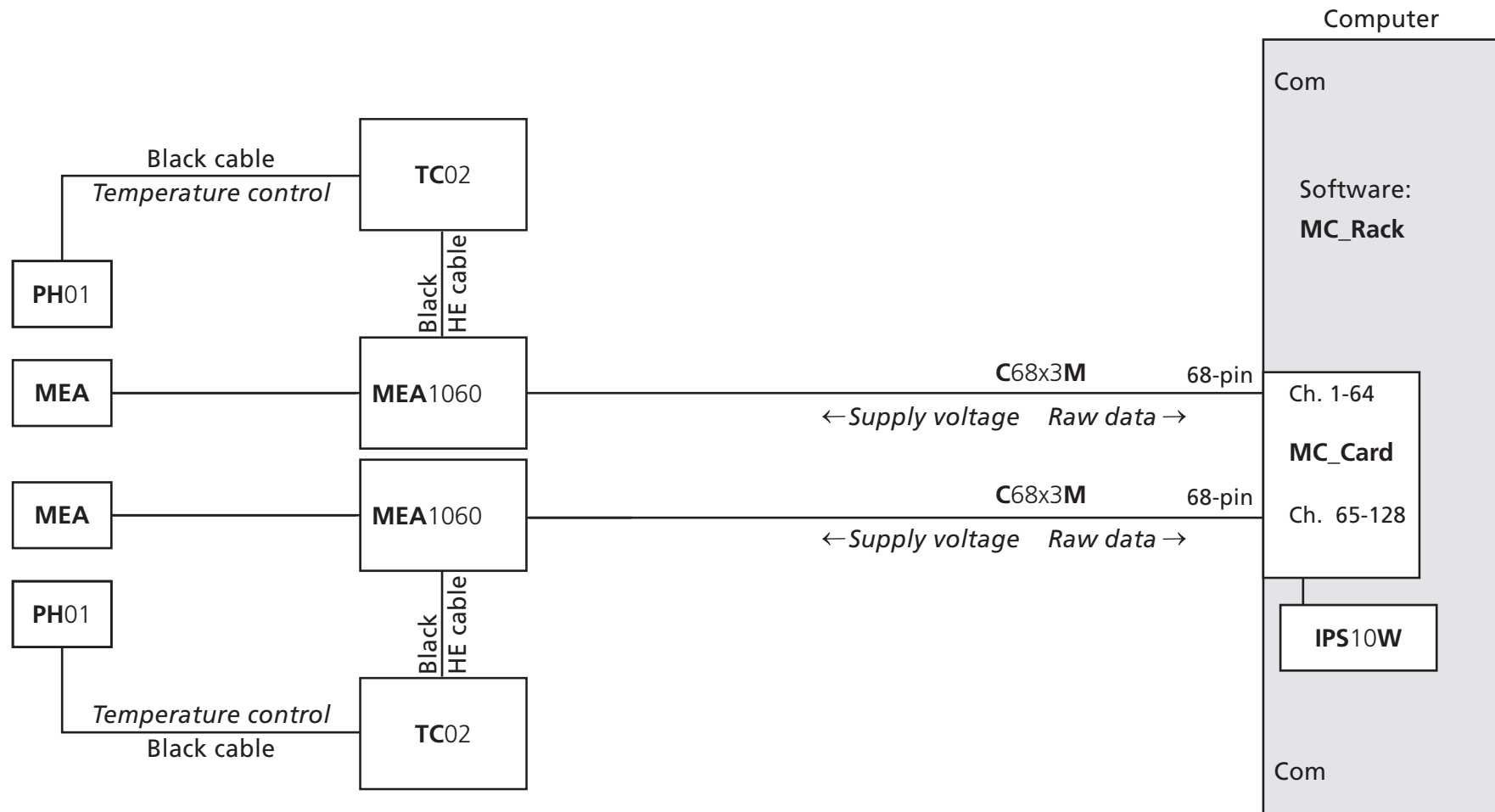
MEA120-2-System

128 Channel data acquisition system with 2 x **MEA1060** amplifier, and temperature controller **TC02**



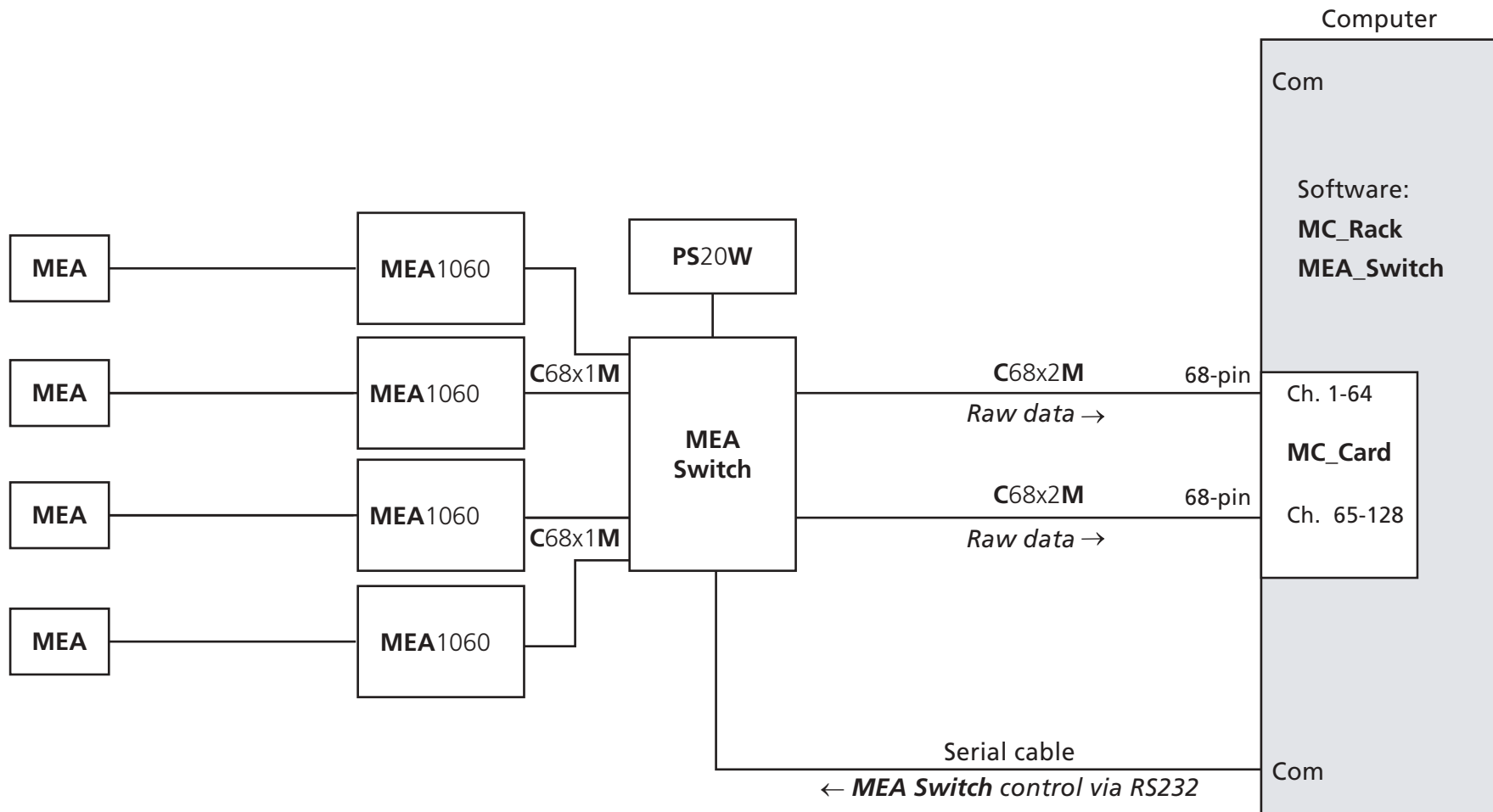
MEA120-2-SystemE

128 Channel data acquisition system with 2 x MEA1060 amplifier, 2 x temperature controller TC02, 2 x PH01 perfusion cannula



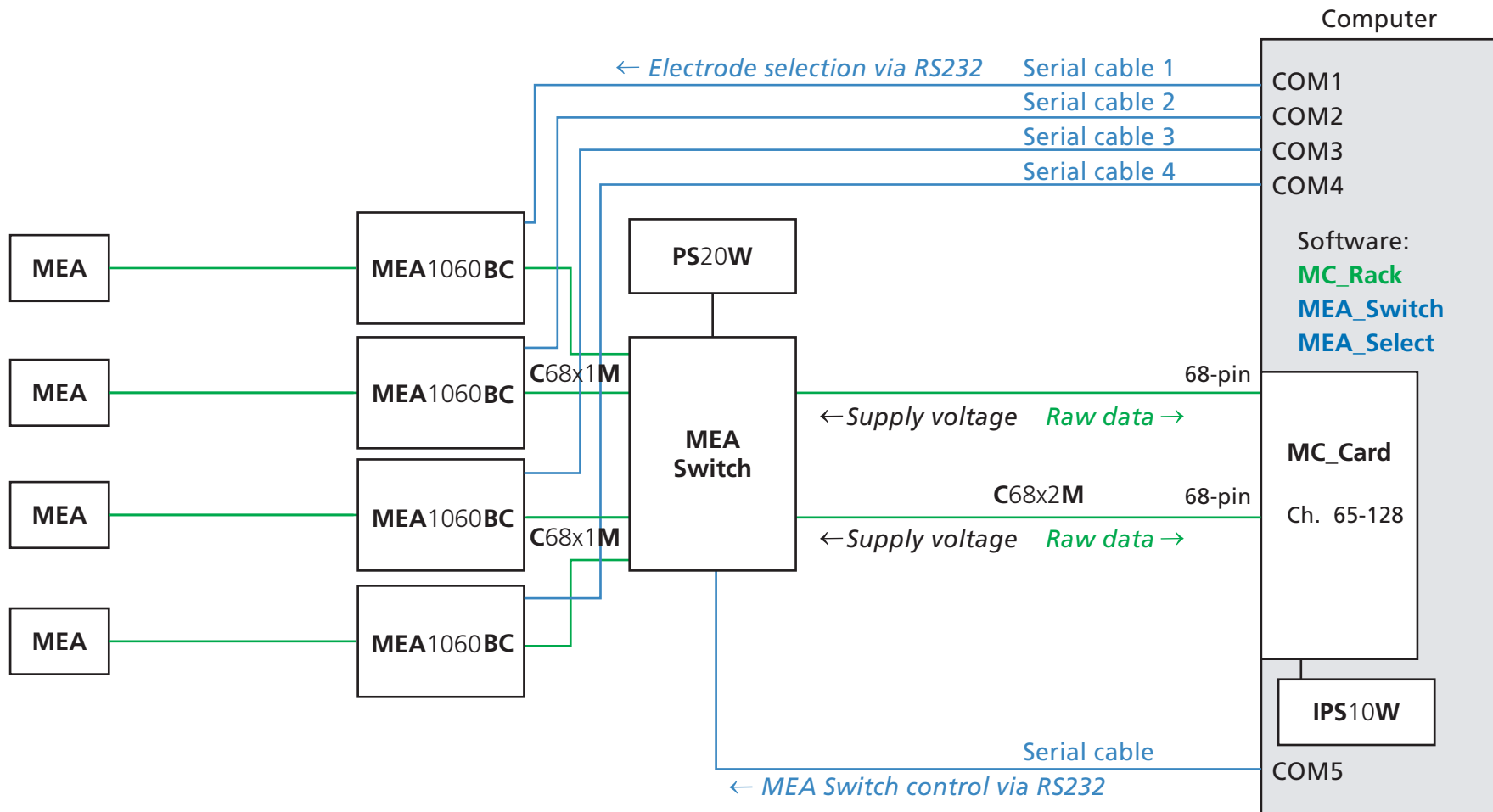
MEA120-4-System

120 Channel data acquisition system with 4 x **MEA1060** amplifier, 2 x temperature controller **TC02** (not shown), MEA Switch **MEAS4/2**, external power supply **PS20W**



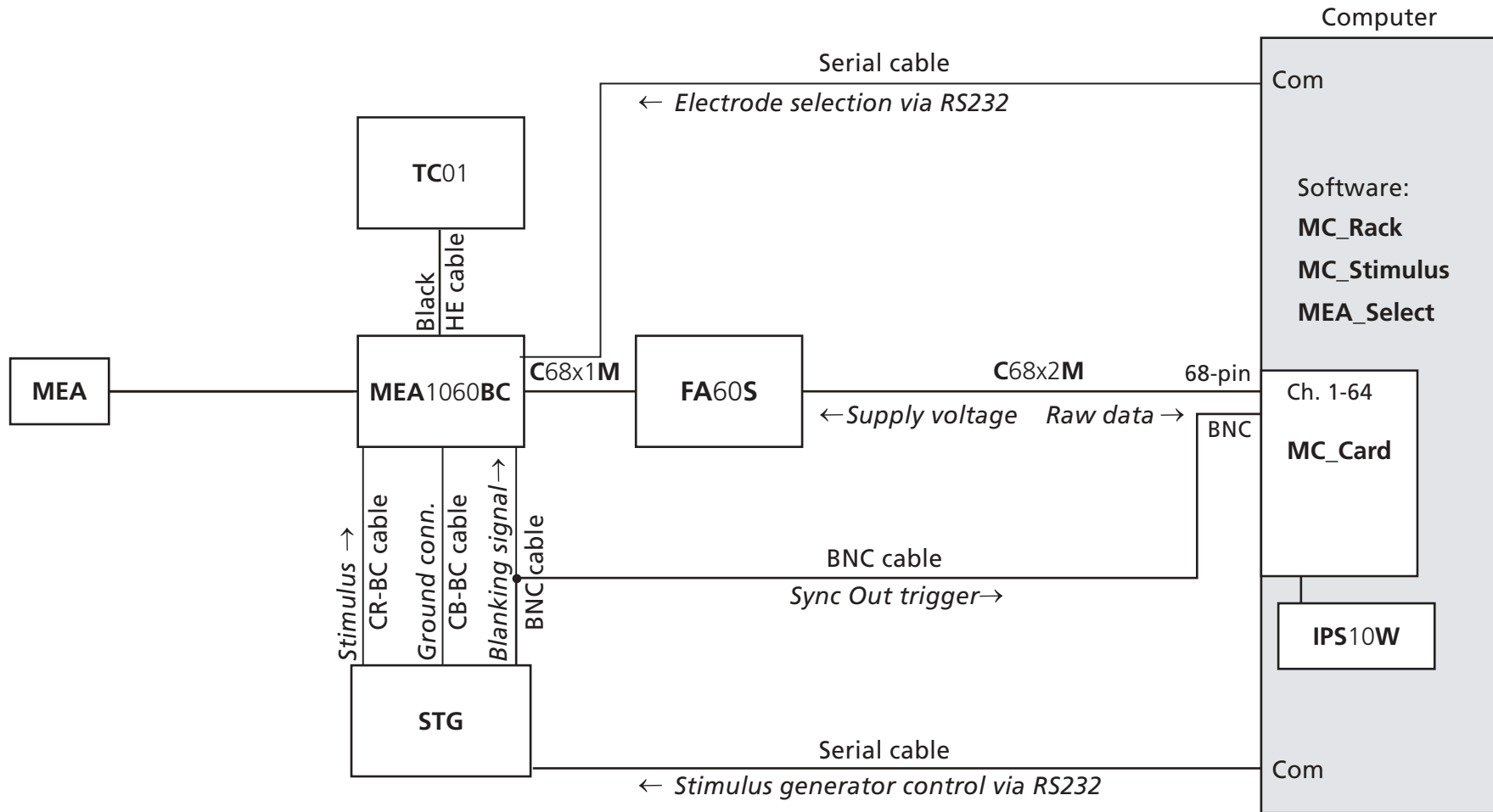
MEA120-4-BC-System

120 Channel data acquisition system with 4 x **MEA1060BC** amplifier, 2 x temperature controller **TC02** (not shown), MEA Switch **MEAS4/2**, external power supply **PS20W**. Connection to stimulus generator not shown.



MEA60-BC-System + STG

64 Channel data acquisition system with **MEA1060-BC** amplifier with blanking circuit, temperature controller **TC01**, and stimulus generator **STG**



MEA60-BC-SystemE + STG

64 Channel data acquisition system with **MEA1060** amplifier, temperature controller **TC02**, **PH01** perfusion cannula, and stimulus generator **STG**

